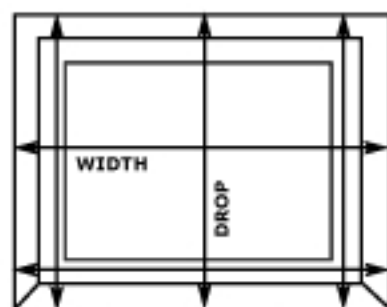


Window Blind Measuring Guide

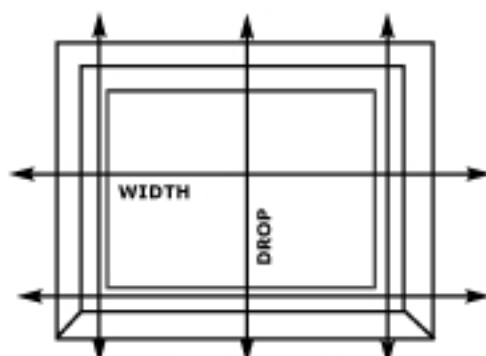


All **SOLAR** blinds are manufactured to the measurements you provide, please follow this advice carefully:

1) Decide where to fit your blind either inside the recess (R) or outside the recess (BS). Please state where the blind will be fitted on the order form.



Inside Recess (R)



Outside Recess (BS)

2) Preferably using a metal tape measure, measure the width first. Align the tape where the blind is to be fitted, measure **THREE** times at intervals as above. Take the shortest measurement.

3) Then measure the drop of the blind, measure **THREE** times at intervals to allow for any inaccuracies in the shape of the window.

- Look out for any obstructions that may cause your blind to not function correctly, eg: window handles, tiles, tilt/turn windows.
- Please state whether you have measured in inches/centimetres/millimetres. We will make the necessary conversions.
- Please give us the original measurements, do not worry about making allowances as we will calculate these for you.

For your information and assistance, the following allowances and tolerances are used when making a **SOLAR** blind.

VERTICAL: Blind size is 10mm less in width and drop than the recess size

ROLLER: Fabric width (or blind size) is 35mm less than the recess size, due to the spring control plunger on the non-control end. Bracket to bracket and recess size are the same.

VENETIAN: Blind size is 10mm less in width than the recess size. The drop is not reduced

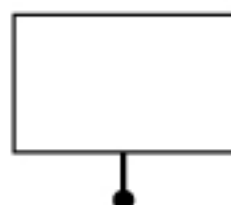


Vertical Blinds


Available in:

89mm (3½") slats

127mm (5") slats



Roller Blinds



Venetian Blinds

Available in:

25mm slats

50mm slats