



Premium quality
Made in Germany



BiConnect
Read more from page 8
onwards



Accessories

BiConnect | RTS | io-homecontrol® | wired control units |
motor drives | gear drives | LED | heating system Tempura



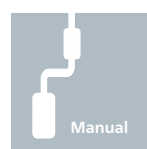


Contents

Overview of solutions for your convenience	4	Wired controls	36
Combination options patio products	7	Motor drives	40
BiConnect	8	Gear drives	46
RTS radio technology	24	LED light bar	50
io-homecontrol®	30	Tempura Quadra/Tempura heating systems	54
		Frame colours	59

Don't flip out, flip switches: smart accessories to make life easier on your patio



weinor offers a wide variety of bespoke solutions to operate and control awnings, LED light bars and heaters. And for those people looking for something more convenient than a gear drive or wired controls, BiConnect, a set of intuitive products designed especially for weinor, offers the ultimate in controls. For awnings, the favoured option is a hand transmitter with LED feedback, while Glasoasen® are best operated and controlled using a hand transmitter with display – or even by iPhone/iPad. Customers intending to turn their patio controls into a fully-automated system one day are best advised to purchase Somfy io-homecontrol®. In turn, the tried-and-tested Somfy RTS is ideal for customers who already appreciate and are familiar with this system.



Control systems at a glance

weinor accessories: smart products to make life easier – absolutely reliable and simple to control

System	Operation	Receivers	Sensor	Motor
BiConnect Page 8	Hand transmitter: <ul style="list-style-type: none"> • BiEasy 1M • BiEasy 5M • BiEasy 15M iPhone / iPad: <ul style="list-style-type: none"> • BiEasy App Wall transmitter: <ul style="list-style-type: none"> • BiEasy 1MW-3V 	Awning drive: <ul style="list-style-type: none"> • BiRec MA Awning + LED lighting: <ul style="list-style-type: none"> • BiRec MLED Awning, LED lighting, Valance Plus: <ul style="list-style-type: none"> • BiRec MVLED LED lighting: <ul style="list-style-type: none"> • BiRec LED Conventional products: <ul style="list-style-type: none"> • BiRec On/Off (with retrofit) • BiRec On/Off-I (if already installed in product) Heating: <ul style="list-style-type: none"> • BiRec HD 	Sun sensor: <ul style="list-style-type: none"> • BiSens Sun-Solar Sun/wind sensors: <ul style="list-style-type: none"> • BiSens SW-230V/-Solar Sun/wind/rain sensor: <ul style="list-style-type: none"> • BiSens SWR-230V Product protection sensor: <ul style="list-style-type: none"> • BiSens Agido-3V 	<ul style="list-style-type: none"> • Becker • Somfy • elero RolTop
Somfy RTS Page 24	Hand transmitter: <ul style="list-style-type: none"> • Telis, Telis Soliris each with 1 or 4 channels Wall transmitter: <ul style="list-style-type: none"> • Smoove 1 RTS Pure Shine 	LED lighting: <ul style="list-style-type: none"> • Lighting Slim Receiver RTS Heating: <ul style="list-style-type: none"> • Heating Slim Receiver RTS Plug, not dimmable • Optional Chronis wireless timer system Valance Plus: <ul style="list-style-type: none"> • Universal Slim Receiver RTS Awning drive: <ul style="list-style-type: none"> • Universal Receiver RTS (retro-fitting of wired motor with radio) 	Wind sensor: <ul style="list-style-type: none"> • Eolis Sensor RTS • Eolis 3D WireFree RTS Wind/Sun sensor: <ul style="list-style-type: none"> • Soliris Sensor RTS Rain sensor: <ul style="list-style-type: none"> • Ondeis 	<ul style="list-style-type: none"> • Somfy RTS remote-controlled motor • Valance Plus (Becker motor)
Somfy io-homecontrol® Page 30	Hand transmitter: <ul style="list-style-type: none"> • Situo 1 io pure • Situo 5 io pure • Easy Sun io Control: <ul style="list-style-type: none"> • Connexion io 	LED lighting: <ul style="list-style-type: none"> • Lighting Receiver io Heating: is not possible Valance Plus: not possible	Wind sensor, battery-operated <ul style="list-style-type: none"> • Eolis WireFree io • Eolis 3DWireFree io Sun sensor, battery-operated: <ul style="list-style-type: none"> • Sunis WireFree io 	<ul style="list-style-type: none"> • Sunea io remote-controlled motor
Wired controls Page 36	<ul style="list-style-type: none"> • Wall switch installed on site • Soliris Uno • Soliris IB+ Smoove Uno IB+ Pure Shine 	—	Sun/wind sensors: <ul style="list-style-type: none"> • Soliris Sensor Rain sensor: <ul style="list-style-type: none"> • Ondeis 	<ul style="list-style-type: none"> • Becker • Somfy
Gear drive Page 46	Gear handle	—	—	—

— not available





Combination options for patio products

Topas	Livona/LED	Semina	Semina Life	I/K/N 2000	Cassita II/LED	Opal Design II/LED	Zenara/LED	Plaza Home/LED	Plaza Pro/LED	PergoTex II	WGM 1030/2030	WGM Sottezza II/LED	VertiTex	LED/LED Design/3Spot	Tempura/Tempura Quadra
-------	------------	--------	-------------	------------	----------------	--------------------	------------	----------------	---------------	-------------	---------------	---------------------	----------	----------------------	------------------------

weinor BiConnect

BiEasy 1M hand transmitter	•	•	•	•	•	•	•	•	•	•	•	•	•	•	•
BiEasy 5M hand transmitter	•	•	•	•	•	•	•	•	•	•	•	•	•	•	•
BiEasy 15M hand transmitter	•	•	•	•	•	•	•	•	•	•	•	•	•	•	•
BiEasy app (only works with BiEasy Box and BiEasy stick)	•	•	•	•	•	•	•	•	•	•	•	•	•	•	•
BiRec MA (awning) receiver	•	•	•	•	•		•	•	•	•	•	•	•		
BiRec MA-K (awning) receiver						•									
BiRec MLED (awning + lighting) receiver		•		•	•	•	•	•			•				
BiRec MVLED (awning + Valance Plus + lighting) receiver	•	•				•	•								
BiRec LED (lighting) receiver														•	
BiRec On Off (with retrofit)															•
BiRec On/Off I (with retrofit) internal installation														•	
BiRec HD (heating) receiver															•
BiSens Sun Solar sensor	•	•	•	•	•	•	•	•	•	•	•	•	•		
BiSens SW 230 V sun/wind sensor	•	•	•	•	•	•	•	•	•		•	•	•		
BiSens SW Solar sun/wind sensor	•	•	•	•	•	•	•	•	•		•	•	•		
BiSens SWR 230V sun/wind/rain sensor	•	•	•	•	•	•	•	•	•		•	•	•		
BiSens Agido-3V product protection sensor	•	•	•	•	•	•	•								

Somfy RTS

Telis 1 RTS Pure hand transmitter (1 channel)	•	•	•	•	•	•	•	•	•	•	•	•	•	•	•
Telis 4 RTS Pure hand transmitter (5 channel)	•	•	•	•	•	•	•	•	•	•	•	•	•	•	•
Telis Soliris RTS Pure hand transmitter (1 channel)	•	•	•	•	•	•	•	•	•	•	•	•	•	•	•
Telis 4 Soliris RTS Pure hand transmitter (5 channel)	•	•	•	•	•	•	•	•	•	•	•	•	•	•	•
Smoove 1 RTS Pure Shine wall transmitter	•	•	•	•	•	•	•	•	•	•	•	•	•	•	
Ondeis 230V AC rain sensor	•	•	•	•	•	•	•	•	•	•	•	•	•		
Eolis 3 D WireFree RTS, white (wind sensor)	•	•	•	•	•	•	•								
Eolis Sensor RTS (wireless wind sensor)	•	•	•	•	•	•	•	•			•	•	•		
Soliris Sensor RTS (radio/wind/sun sensor)	•	•	•	•	•	•	•	•			•	•	•		
Lighting Slim Receiver RTS Version weinor, LED not dimmable		•		•		•	•	•			•			•	
Universal Slim Receiver RTS Plug (Valance Plus + VertiTex)	•	•					•	•					•		
Universal, external radio receiver RTS for retrofitting a wired drive with radio (can be combined with Eolis/Soliris sensor RTS)	•	•	•	•	•	•	•	•	•	•	•	•			
Heating Slim Receiver RTS Plug, not dimmable															•
Chronis RTS smart, radio timer system to control the Tempura															•

Somfy io-homecontrol®

Smoove 1 io Pure Shine wall transmitter	•	•	•	•	•	•	•	•	•	•	•	•	•	•	
Situo 1 io pure (remote receiver)	•	•	•	•	•	•	•	•	•	•	•	•	•	•	
Situo 5 io pure (remote receiver)	•	•	•	•	•	•	•	•	•	•	•	•	•	•	
Easy Sun io (remote multi-channel and sun protection controls for facade)	•	•	•	•	•	•	•	•	•	•	•	•	•	•	
Connexoon io	•	•	•	•	•	•	•	•	•	•	•	•		•	
Eolis WireFree io (battery-operated remote wind sensor)	•	•	•	•	•	•	•	•	•		•	•			
Sensor Box io (communication unit)	•	•	•	•	•	•	•	•	•		•	•			
Sunis WireFree io (remote sun protection controls for facade)	•	•	•	•	•	•	•	•	•		•	•			
Lighting Receiver io (weinor version, LED not dimmable)		•		•		•	•	•	•		•			•	

Wired controls

Sun/wind sensor (Soliris uno) with control unit	•	•	•	•	•	•	•	•	•	•	•	•			
Sun and wind sensor (Soliris IB) with control unit	•	•	•	•	•	•	•	•	•	•	•	•			
Ondeis 230V AC rain sensor	•	•	•	•	•	•	•	•	•	•	•	•			
Motorised single control unit Smoove Uno IB+ Pure Shine	•	•	•	•	•	•	•	•	•	•	•	•			

Gear drives

Gear handle	•	•	•		•	•	•					•			
-------------	---	---	---	--	---	---	---	--	--	--	--	---	--	--	--

Adjustment kits

Adjustment kit with coupling element (for Becker and Somfy motors)	•	•	•		•	•	•	•	•	•	•	•	•		
Test run cable incl. adjustment kit for remote-controlled and wired motors (Becker and Somfy)	•	•	•		•	•	•	•	•	•	•	•	•		



BiConnect
Simply intuitive.

weinor BiConnect – the high performance radio control system for outdoor living luxury



With weinor's new BiConnect radio control, operating and controlling sun protection products and accessories is a breeze. Its strength shows comes into play when operating products exclusively used on the patio. BiConnect is exceptionally easy to install and operates intuitively. As a local control device, there is no risk of it being hacked through the internet. The direct feedback sent via the hand transmitter immediately tells you about the device statuses. Routing technology ensures that the extra-strong radio signal is forwarded intelligently. The app allows you to operate the system through the convenience of an iPhone or iPad – without superfluous functions. Thanks to the new, simplified ordering process in weinor's E-Shop, BiConnect can be ordered without unnecessary hassle.

BiConnect configuration



BiEasy 1M
hand transmitter



BiEasy 5M
hand transmitter



BiEasy 15M
hand transmitter





iPad / iPhone
with BiEasy app




Awning



Glasoase®



LED
light bar



Tempura Quadra/Tempura
heating system



BiSens
weather sensors

Product benefits in detail

weinor BiConnect: smart products for enhanced outdoor living convenience – absolutely reliable and simple to control



For example BiEasy 5M

BiEasy hand transmitter – secure, simple and convenient

Sun protection, lighting and heaters can all be operated through the convenience of the BiEasy 1M and 5M hand transmitters optionally in silver or black.

- secure radio transmission on 868.3 MHz radio frequency
- bidirectional transmission
- manual/automatic operation
- high-quality design
- standard battery
- visualisation via LEDs
- magnetic wall bracket
- 1-channel wall transmitter optionally available, surface mountable



BiEasy hand transmitter with display, and BiEasy app

If several channels are to be used (e.g. on Glasoasen®), the simplest and most convenient solution is to use a BiEasy 15M hand transmitter with display or the BiEasy app.

- simple operation and feedback via hand transmitter display or mobile device
- 15 channels (BiEasy app: up to 30); for individual control of various products



BiRec remote receiver (routing technology)

The BiRec remote receivers receive a signal from the BiEasy hand transmitter and forward it as a command to motors, lights and heaters.

- maximum signal security thanks to routing technology
- separate receiver for easy replacement in contrast to a remote-controlled motor
- integrated installation optionally possible – for a neat and tidy look dependent on the product



BiSens sun/wind/rain sensors – sun and product protection at your fingertips

BiSens radio sensors provide maximum convenience. They open your awning automatically when the sun comes out and retract it in the rain and wind.

Available in the following versions:

- sun/wind/rain sensor
- sun/wind sensor
- sun sensor
- product protection sensor



Peace of mind through routing

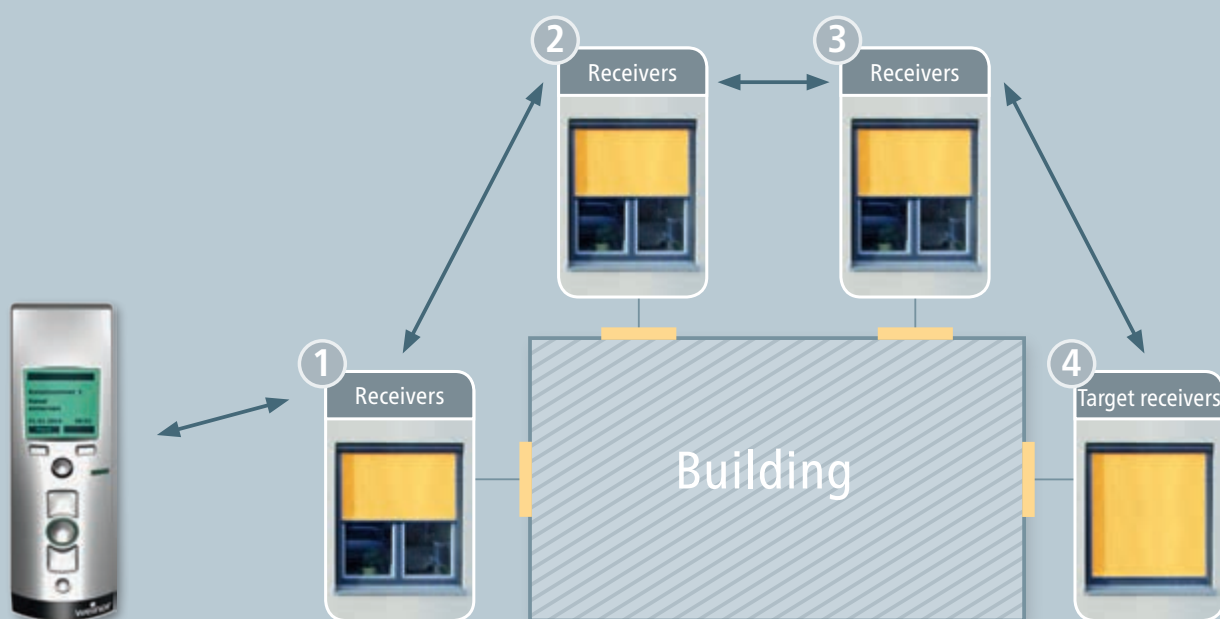
The new BiConnect radio control transmits bidirectional signals and is, above all, reliable thanks to its ultramodern routing technology. In this case, the BiEasy hand transmitter sends a radio signal to an active BiRec receiver within its range. The signal is then forwarded from one receiver to the next until it reaches the target receiver – and all this occurs in a second.

Benefits for the user:

- secure radio signal through routing technology – even through facades with metal cladding or thick wall insulation
- direct feedback through control function on hand transmitter
- significantly less electronic emission than with conventional radio technology
- protected radio frequency, no disruptions from telephones or WLAN

Overview of awning and Glasoasen® controls

Operation	Receivers	Sensors
Pages 14 to 15 Hand transmitter: <ul style="list-style-type: none"> • BiEasy 1M • BiEasy 5M • BiEasy 15M Page 16 Wall transmitter: <ul style="list-style-type: none"> • BiEasy 1MW-3V Pages 20 to 22 BiEasy kit: <ul style="list-style-type: none"> • BiEasy app • BiEasy Box with stick 	Pages 16 to 17 Awning drive: <ul style="list-style-type: none"> • BiRec MA Awning drive: <ul style="list-style-type: none"> • BiRec MA-K (shorter lead) Awning + LED lighting: <ul style="list-style-type: none"> • BiRec MLED • BiRec LED • BiRec LED-48 V Awning, LED lighting, Valance Plus: <ul style="list-style-type: none"> • BiRec MVLED Conventional products: <ul style="list-style-type: none"> • BiRec On/Off Heating: <ul style="list-style-type: none"> • BiRec HD 	Pages 18 to 19 Sun sensor <ul style="list-style-type: none"> • BiSens Sun-Solar Sun/wind sensors: <ul style="list-style-type: none"> • BiSens SW-230V/solar Sun/wind/rain sensor: <ul style="list-style-type: none"> • BiSens SWR-230V Product protection sensor: <ul style="list-style-type: none"> • BiSens Agido-3V



Important note: The routing does not work when dimming, programming or for service command.

* Very simplified illustration

↔ Routing signal and feedback signal



BiEasy hand transmitter*

BiEasy hand transmitter	Number of channels	Functions	recommended weinor products
BiEasy 1M	1	<ul style="list-style-type: none"> controls one single receiver or a group of receivers switches awning on and off, switches on and regulates dimming of lighting (LED light bar) or Tempura heating system extra button to switch between manual and automated operation LED on hand transmitter gives feedback from receiver that a positioning command has been successfully executed 	individual awning or heater or light
BiEasy 5M	5	<ul style="list-style-type: none"> controls 5 receivers or up to 5 groups of receivers automatically combines channels 1 to 5 into a centrally-operated unit for all weinor sun protection switches awning on and off, switches on and regulates dimming of lighting (LED light bar) or Tempura heating system extra button to switch between manual and automated operation LED on hand transmitter and LED status on display give feedback from receiver that a positioning command has been successfully executed 	one or more awnings with lighting and heating
BiEasy 15M	15	<ul style="list-style-type: none"> controls up to 15 receivers up to 5 different groups can be configured (combined into no more than 5 pre-programmed channels from the available individual channels) automatically combines channels 1 to 15 into a centrally-operated unit for all weinor sun protection extra button to switch between manual and automated operation menu navigated via illuminated display incorporating product-specific pictograms easy to operate available in 14 languages channels can be assigned names LED on hand transmitter and LED status on display give feedback from receiver that a positioning command has been successfully executed 	Glasoase® or conservatory

As a rule, hand transmitters are pre-programmed before leaving the factory.

Please note! Bidirectional BiConnect hand transmitters cannot be combined with unidirectional WeiTronic products.

If using hand/wall transmitters: see price list for "weinor awnings and textile patio roofs".

BiEasy 15M
hand transmitter



BiEasy 1M, 5M and 15M

Technical data	1M and 5M	15M
Operating voltage	3 V DC	3 V DC
IP code	IP 20	IP 20
Protection class	II	II
Ambient temperature	0 to +55°C	0 to +55°C
Dimensions	120 x 51 x 26 mm	150 x 51 x 26 mm
Weight	120 g	140 g
Battery type	2 x LR 06 (AA mignon battery)	2 x LR 06 (AA mignon battery)
Radio frequency	868.3 MHz	868.3 MHz



BiEasy wall transmitter

BiEasy wall transmitter	Number of channels	Functions	recommended weinor products
BiEasy 1MW-3V	1	<ul style="list-style-type: none"> • wall transmitter to control one or more receivers • for operation inside one room • easy surface-mount cable-free installation • manual commands such as up, stop, down • LED for transmission control • setting for scrolling between manual and automatic control 	individual awnings

BiEasy 1MW-3V



Technical data	BiEasy 1MW-3V
Operating voltage	3 V DC
IP code	IP 20
Protection class	II
Ambient temperature	0 to 50°C
Dimensions	88 x 88 x 20 mm
Battery type	CR 2032
Battery life	2 years
Radio frequency	868.3 MHz

BiRec* receiver

BiRec receiver	Functions	Type of plug
BiRec MA	awning motor	integrated Hirschmann coupling, 5 m lead, no plug attached
BiRec MA-K	Opal Design II awning motor, or ideal for retrofitting and service	integrated Hirschmann coupling, 10 cm lead, Hirschmann plug
BiRec MVLED	awning motor + Valance Plus motor + LED light incl. dimmer function	weinor system plug, integrated
BiRec MLED	awning motor + LED light incl. dimmer function	weinor system plug, integrated
BiRec LED	LED light bar/LED Design light bar, incl. dimmer function	weinor system plug, integrated
BiRec On/Off	controls conventional products	3 m lead, Hirschmann STAK3 plug
BiRec On/Off I	controls conventional products (internal installation)	0.18 m lead, AMP plug
BiRec HD	heater, including dimmer function	6.5 m lead with Schuko safety plug
BiRec ST	wireless socket to switch on any devices up to 2,000 watts (only for use in dry rooms)	Schuko safety plug, integrated
BiRec LED-48V	Lightbar LED/LED Design including dimmer function (with retrofit)	separate suitable (48 V) power supply is required

* BiRec= Bidirectional Receiver
io-homecontrol® motors can be found in the "Motor Drives" section

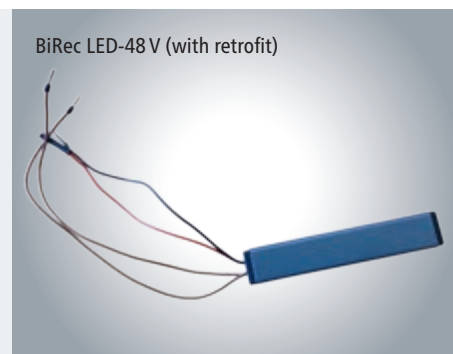




BiRec LED




BiRec HD



BiRec LED-48 V (with retrofit)



BiRec On/Off



BiRec On/Off I

BiRec ON/OFF outdoor remote switch

Other items requiring electricity can be controlled outdoors using the remote switch, for example, garden lights, pond pumps or sockets.



BiRec ST

Radio tapping BiRec ST

Further electricity consumers can easily be controlled with the BiRec ST radio tapping.

Technical data	BiRec remote receiver
Power supply	230 V
Standby output	1 W (per channel)
Switching capacity	up to 2,000 W
Ambient temperature	–20 to 80°C
Radio frequency	868.3 MHz



BiRec name plate with item number (for ordering replacements), version number (for technical support in event of errors)



Recommended: Provide BiRec MA/HD with additional protection using the horizontally mounted designer bar

Designer bar, length: 330 mm, Item number 109070-0000

i Installation of the BiRec Receiver

Depending on the product, the receiver is mounted in the awning housing or outside the housing. The BiConnect BiRec MA/HD receivers are splash-proof in accordance with IP 56. The power feeder used depends on the combination

of products ordered. In most cases, the model will include a black cable without a Schuko safety plug. The Schuko safety plug is suitable for getting the awning up and running quickly. In the long term, permanent cabling is required.

Please note! Bidirectional BiConnect hand transmitters cannot be combined with unidirectional WeiTronic products.



BiSens SWR-230V



BiSens SW-230V



BiSens SW-Solar

BiSens weather sensors

BiSens sensors	Functions	Data transmission
BiSens SWR-230V	<ul style="list-style-type: none"> • combined sun/wind/rain sensor • automatically opens the awning in sunny conditions and retracts it in wind and rain • electricity supply via power lead • possibility to deactivate sun sensor • LED status display for sun/wind/rain signal • sun/wind/rain thresholds can be set on the sensor • transparent housing 	230 V
BiSens SW-230V	<ul style="list-style-type: none"> • sun/wind sensor • automatically opens awning in sunny conditions and retracts it in windy conditions • electricity supply via power lead • possibility to deactivate sun sensor • LED status display for sun and wind signal • sun and wind thresholds can be set on sensor • transparent housing 	230 V
BiSens SW-Solar*	<ul style="list-style-type: none"> • sun/wind sensor • automatically opens awning in sunny conditions and retracts it in windy conditions • integrated solar cells for power supply (not suitable for awnings used as privacy shields) • no cabling required • possibility to deactivate sun sensor • LED status display for sun and wind signal • sun and wind thresholds can be set on sensor • transparent housing 	cable-free
BiSens Sun-Solar*	<ul style="list-style-type: none"> • sun sensor • automatically opens the awning in sunny conditions • integrated solar cells for power supply • no cabling required • sun thresholds can be set on sensor • transparent housing 	cable-free
BiSens Agido	<ul style="list-style-type: none"> • product protection sensor • battery-powered • retracts awning when vibrations and movement are detected (e.g. gusty winds) • housing in same RAL colour as awning system 	cable-free

Please note! Bidirectional BiConnect hand transmitters cannot be combined with unidirectional WeiTronic products!

* For sun protection systems primarily used as privacy shields, we recommend the 230 V versions. Due to a severe change in and high air humidity, the non-exchangeable batteries in solar-operated sensors could exhibit increased discharging. This reduces the operating life of the sensor. weinor recommends wired sensors for a maximum operating life.

BiSens SWR-230V

Technical data	BiSens SWR-230V
Power supply	230 V AC
IP code	IP 44
Ambient temperature	–20 to +60°C
Dimensions	205 x 125 x 105 mm
Detection angle	150°
Radio frequency	868.3 MHz

SW-230V, SW-Solar and Sun-Solar*

Technical data	SW-230V and SW-Solar	Sun-Solar *
Power supply	SW-Solar: integrated solar module SW-230V: 230 V AC power supply voltage	integrated solar module
Power reserve	≤ 12 hours (SW-Solar only)	~ 1 hour
IP code	IP 44	IP 44
Ambient temperature	–25 to 60°C	–25 to 60°C
Dimensions	280 x 130 x 130 mm	150 x 42 x 28 mm
Detection angle	150°	190°
Radio frequency	868.3 MHz	868.3 MHz

BiSens Agido-3V



Agido product protection sensor

Technical data	BiSens Agido-3V
Power supply	LR03 (AAA Al)
IP code	IP 54
Ambient temperature	–15 to +50°C
Dimensions	205 x 125 x 105 mm
Radio frequency	868.3 MHz

How the sensors work

A sensor can be used for one or more receivers.
If different thresholds are needed for each receiver, a separate sensor must be used.
Where required, additional Sun-Solar sensors may be used for each receiver (e.g. where products are installed on different elevations), but only one SWR-230V or SW-230V/Solar.
Sensors are programmed by weinor before leaving the factory. The desired configuration can simply

be specified at the time the order is placed in the weinor E-Shop.

- * Operation of a BiSens Sun Solar
- For systems used purely for privacy protection (vertical awnings).
 - In combination with a BiSens SWR 230V which is not fully aligned to the south. In this case, the BiSens Sun Solar provides an extra source of contact with the sun.
 - On a Sottezza conservatory awning: wind sensors not required on this awning, but it should react to the sun.

BiEasy App



WLAN router



BiEasy Box + Stick



The BiEasy Set: simple and intuitive

weinor's BiEasy combines the benefits of the BiConnect bidirectional remote system BiConnect with convenient and intuitive operation via an iPhone or iPad.

How it works

1. When you run the BiEasy app version, it connects to the BiEasy Box via the router (home wifi, to be provided, at site of installation). It cannot be operated via the internet. This completely eliminates the risk of hacking.
2. The router and box are connected to each other via a cable (LAN).
3. The box transmits any commands that it receives to the receiver as a bidirectional radio signal via the BiEasy stick.

Important information!

The dimmer function on weinor LED light bars and Tempura heating systems are not fully available with the app. The following dimmer levels can be set: On/Off plus one intermediate level.

Full dimmer capability can be accessed using the weinor BiEasy hand transmitter, as before.




BiEasy device	Function
BiEasy app	The free-of-charge BiEasy app for iPhone and iPad can be used to operate folding arm, conservatory and vertical awnings as well as LED lights and heating.
BiEasy Box	The BiEasy Box is incorporated into your home wifi system. The BiEasy app connects to this box. The app and box can be used to operate all of the programmed BiRec receivers.
BiEasy Stick	The BiEasy Stick establishes a bidirectional radio connection to the BiRec receivers. The stick inserts into one of the two USB ports on the BiEasy Box. It has 15 channels.

BiEasy app – operation is child's play

The BiEasy app can be downloaded free of charge from the relevant stores. With 15 channels, the BiEasy Stick is easy to operate. Pre-programmed devices are displayed automatically and with an icon and can be renamed. The clearly marked icons on the app make operation

child's play. Individual scenarios can be saved and retrieved for enhanced experience.

Several users can be created. This allows various smartphones or tablets to have access to the devices at the same time.




BiEasy Box and Stick: easy to use, easy to connect

BiEasy Box

2 connecting contacts
to supply power

Catch (snap-in version)
for adaptors being used



The box comes with two USB ports to accommodate one BiEasy Stick each. Each stick has 15 channels plus function keys for changing channels, programming as well as for up/down and brighten/dim functions.

The device is powered using an adaptor/ Schuko plug or by means of a power cable (supplied). The device is connected to the network on the wifi router by means of the integrated RJ-45 port. The BiEasy Box is only compatible with weinor receivers and sensors.

BiEasy Stick

UP key

Channel display

DOWN key


Antenna

Status display.

STOP-/
P-button

Select key





BiConnect retrofit options – example: patio roof



Example:

A Terrazza patio roof with the Sottezza conservatory awning underlay and unidirectional WeiTronic remote control have already been installed at the customer's location. The customer's next wish is to install vertical awnings together with BiConnect controls. WeiTronic and BiConnect do not combine.

The following steps need to be performed:

1. A BiEasy hand transmitter is required for the BiConnect-controlled VertiTex awnings.
2. The WeiTronic Combio MA receiver currently installed in the Sottezza is replaced by a new BiRec MA.
3. The VertiTex and Sottezza receivers (both of them BiRecs) are paired to the BiEasy hand transmitter.



Somfy RTS – the tried-and-tested standard solution for patios



Somfy RTS is recommended for everyone who has has a positive experience with this radio control system and therefore wants to stick with it. Being an older Somfy system, RTS does not offer too many high-tech features. It is nevertheless a good and tried-and-tested standard means of operating patio products – whether sun protection systems, LED lights or heaters. Important: since RTS works unidirectionally, no feedback is given on the status of the units. The radio control system runs on a frequency of 433.42 MHz.



Telis 1 RTS Pure

Telis 4 RTS Pure

Telis Soliris RTS Pure

Telis 4 Soliris RTS Pure

Somfy RTS hand transmitter

RTS hand transmitter	Number of channels	Functions	recommended weinor products
Telis 1 RTS Pure	1	<ul style="list-style-type: none"> remote hand transmitter for operation of one awning up, down and stop key favourite "my" position (e.g. ideal position for shade) 	individual awnings
Telis 4 RTS Pure	5	<ul style="list-style-type: none"> multichannel remote hand transmitter for operation of several awnings or one awning with lighting and heating or lighting and Valance Plus up, down and stop key favourite "my" position (e.g. ideal position for shade) 	one or more awnings with lighting and heating
Telis Soliris RTS Pure	1	<ul style="list-style-type: none"> remote hand transmitter for operation of one awning up, down and stop key favourite "my" position (e.g. ideal position for shade) button to switch auto sun protection mode on and off 	individual awnings
Telis 4 Soliris RTS Pure	5	<ul style="list-style-type: none"> multichannel remote hand transmitter for operation of several awnings, lighting and heating up, down and stop key favourite "my" position (e.g. ideal position for shade) button to switch auto sun protection mode on and off 	Glasoase® or conservatory

Telis RTS and Telis Soliris RTS

Technical data	Telis 1 + 4 RTS, Telis 1 + 4 Soliris RTS
Operating voltage	3 V DC
IP code for housing	IP 30
Ambient conditions	dry living space
Dimensions	41 x 134 x 21 mm
Battery type	CR 2430
Operating temperature	0°C to + 60°C
Radio frequency	433.42 MHz

As a rule, hand transmitters are pre-programmed before leaving the factory.. The Somfy RTS (433 MHz) system is not compatible with BiConnect (868.3 MHz) products!



Smoove 1 RTS Pure Shine



Chronis RTS smart

Somfy RTS wall transmitter

RTS wall transmitter	Number of channels	Functions	recommended weinor products
Smoove 1 RTS Pure Shine	1	<ul style="list-style-type: none"> • kit: radio module and Pure frame • remote wall transmitter for operation of one awning • innovative operation using touch keys • up, down and stop key • favourite "my" position (e.g. ideal position for shade) • battery level indicator 	individual awnings
Chronis RTS smart	1	<ul style="list-style-type: none"> • wireless timer system to operate and control RTS products 	Tempura heating system

Smoove RTS Pure Shine and Chronis RTS smart

Technical data	Smoove RTS Pure Shine	Chronis RTS smart
Operating voltage	3 V DC	2x 1.5 V DC
Operating temperature	0°C to + 60°C	+5°C to + 40°C
Ambient conditions	dry living space	dry living space
IP code for housing	IP 30	IP 30
Dimensions (WxHxD)	module with 80 x 80 x 10 mm frame	module with 80 x 80 x 27 mm frame
Battery type	CR 2430	Micro AAA
Radio frequency	433.42 MHz	433.42 MHz



Lighting: Slim Receiver RTS



Heating Slim Receiver RTS Plug



Universal slim receiver RTS PLug

Somfy RTS receiver

RTS receiver	Functions	Type of plug
Lighting: Slim Receiver RTS	<ul style="list-style-type: none"> remote receiver to switch halogen and LED lights on and off up to 500 W 	AMP Tyco
Heating Slim Receiver RTS Plug	<ul style="list-style-type: none"> remote receiver to switch electric radiant heaters on and off not dimmable up to 2,000 W 	Hirschmann
Universal slim receiver RTS PLug	<ul style="list-style-type: none"> remote receiver with integrated automatic wind/sun protection to control the Valance Plus and VertiTex 	Hirschmann

Somfy RTS receiver

Technical data	Lighting Slim Receiver RTS	Heating Slim Receiver RTS Plug	Universal Slim Receiver RTS Plug
Operating voltage	230 V ~ 50 Hz	230 V ~ 50 Hz	230 V ~ 50 Hz
Operating temperature	– 30°C to + 70°C	– 20°C to + 50°C	– 30°C to + 70°C
IP code for housing	IP 54	IP 54	IP 54
Switch contact rating	500 W	2,000 W	3A cos phi > 0.6
Number of RTS remote transmitters that can be registered	12	12	12
Dimensions (WxHxD)	105 x 32 x 33 mm	131 x 32 x 33 mm	131 x 32 x 33 mm
Radio frequency	433.42 MHz	433.42 MHz	433.42 MHz

The Somfy RTS (433 Mhz) system is not compatible with BiConnect (868.3 Mhz) products!



Eolis Sensor RTS



Soliris Sensor RTS

Somfy RTS sensors

RTS sensors	Functions	Connection
Eolis Sensor RTS	<ul style="list-style-type: none"> • remote wind sensor to protect one or more awnings from damage caused by winds • wireless communication with the radio control and/or remote receiver • wind threshold can be set on sensor • LED display indicates when wind threshold has been exceeded 	230 V
Soliris Sensor RTS	<ul style="list-style-type: none"> • remote wind/sun sensor to protect one or more awnings from damage caused by winds and to adjust on one or more depending on the brightness of the sun • wireless communication with the radio control and/or remote receiver • wind/sun threshold can be set on sensor • LED display indicates when wind/sun threshold has been exceeded 	230 V

Eolis Sensor RTS and Soliris Sensor RTS

Technical data	Eolis Sensor RTS	Soliris Sensor RTS
Operating voltage	220 – 240 V ~ 50/60 Hz	
Operating temperature	– 20°C to + 50°C	
IP code for housing	IP 34	
Protection class	II	
Measurement range for brightness	–	0 – 50 kLux
Setting range for winds	10 – 50 km/h	
Dimensions (WxH)	236 x 160 mm	
Radio frequency	433.42 MHz	



Somfy io-homecontrol® – for a fully-automated home



The Somfy io-homecontrol® remote control system is not just a convenient means of operating textile sun protection products; its radio technology with reconfirmation also makes it possible to incorporate weinor products into one complete home technology system. io-homecontrol® allows every convenience and security feature to be combined into one network and be controlled using a single remote transmitter. The expandable system can also incorporate any new products that are added.



Somfy io-homecontrol® hand transmitter

io hand transmitter	Number of channels	Functions	recommended weinor products
Situo 1 io Pure	1	<ul style="list-style-type: none"> remote hand transmitter for operation of one awning up, down and stop key favourite "my" position (e.g. ideal position for shade) 	individual awnings
Situo 5 io Pure	5	<ul style="list-style-type: none"> multichannel remote hand transmitter for operation of several awnings or one awning with lighting up, down and stop key favourite "my" position (e.g. ideal position for shade) 	one or more awnings with lighting
Easy Sun io	5	<ul style="list-style-type: none"> bidirectional multi-channel remote transmitter with display for operation of several awnings or one awning with lighting 5 manually controllable groups fifth group also for automatic sun protection mode adjustable sun and wind sensor thresholds auto/manual mode favourite "my" position (e.g. ideal position for shade) feedback in display and via LEDs 	one or more awnings with lighting

Situo 1 io Pure and Easy Sun io

Technical data	Situo Mobile io	Easy Sun io
Operating voltage	3 V DC	
IP code	IP 30	
Ambient temperature	0 to +60°C	
Dimensions (WxHxD)	45 x 148 x 20 mm	45 x 165 x 24 mm
Battery type	CR 2032 or CR 2430	2 x 1.5 V Mignon AA
Ambient conditions	dry living space	
Radio frequency	868.25 MHz	868.25 – 869.85 MHz

The Somfy io-homecontrol® (868.25 – 869.85 MHz) system is not compatible with BiConnect (868.3 MHz) products!

Somfy io-homecontrol® wall transmitter

Remote wall transmitter	Number of channels	Functions	recommended weinor products
Smoove 1 io Pure Shine	1	<ul style="list-style-type: none"> • kit: radio module and frame in same colour as Pure Shine • remote wall transmitter for operation of one awning • innovative operation using touch keys • up, down and stop key • favourite "my" position (e.g. ideal position for shade) • battery level indicator 	individual awnings

Smoove 1 io

Technical data	Smoove 1 io
Operating voltage	3V DC
IP code	IP 30
Ambient temperature	0 – +60° C
Dimensions (WxHxD)	module with 80 x 80 x 10 mm frame
Battery type	CR 2430
Radio frequency	868.25 MHz
Ambient conditions	dry living space

io Connexoon control

io control	Number of channels	Functions	recommended weinor products
Connexoon	40	<ul style="list-style-type: none"> • two-way smart io control to operate networked products using a smartphone or tablet (Terrace application must be installed) • 4 favourite positions/scenes can be saved • 1 status enquiry can be retrieved • adjustable automatic sun protection (4 per sensor) • wind protection status info can be retrieved • control and status feedback in the application • internet access required LAN connection 	<ul style="list-style-type: none"> • awning with io drive • ILight in the awning (ON/OFF) • io Sunis • or or more awnings with light, other compatible io products on the patio (you can get a current list of compatible products from Somfy) • Phillips hue lamp (1 gateway) <small>(not available from weinor)</small>

Connexoon



Technical data	Connexoon
Operating voltage	5V
IP code	IP 30
Ambient temperature	0 – +60° C
Dimensions (WxHxD)	approx. 100 x 50 x 50 mm
Battery type	no need
Radio frequency	868.25 MHz
Ambient conditions	dry living space



Lighting Receiver io

Somfy io-homecontrol® receiver

io-homecontrol® receiver	Functions	Type of plug
Lighting Receiver io	<ul style="list-style-type: none"> • bidirectional remote receiver to switch various types of light sources up to 500 W on and off (light bulbs, halogen or LED lamps) • not dimmable • feedback whether the connected product has been switched on or off 	AMP Tyco

Lighting Receiver io

Lighting Receiver io	Technical data
Operating voltage	230 V AC ~ 50 Hz
Operating temperature	– 25°C to + 60°C
IP code	IP 44
Protection class	II
Switch contact rating for relay	max. 500 W
Dimensions (WxHxD)	87.4 x 41.5 x 24.4 mm
Radio frequency	868.25 – 869.85 MHz



Somfy io-homecontrol® sensors

io-homecontrol® sensors	Functions	Data transmission	
		Con- nec- tion	Wireless remote sensor
Eolis WireFree io	<ul style="list-style-type: none"> • bidirectional remote wind sensor to protect one or more awnings from damage caused by winds • battery-operated sensor • wind threshold can be set on sensor or using Easy Sun io 	—	yes
Sensor Box io	<ul style="list-style-type: none"> • bidirectional communication installation to exchange information between Easy Sun io and Sunis WireFree io • fully-automatic programming • required for controlling sun protection devices using Easy Sun io 	230 V ready to plug in	—
Sunis WireFree io	<ul style="list-style-type: none"> • bidirectional remote sun sensor to adjust on one awnings or more depending on the brightness of the sun • sun threshold can be set with Easy Sun io or TaHoma • battery-operated sensor for facade 	—	yes

Sunis WireFree io and Eolis WireFree io

Technical data	Eolis WireFree io	Sensor Box io	Sunis WireFree io
Operating voltage	3 V DC	220 – 240 V ~ 50/60 Hz	3 V DC
IP code	IP 44	IP 30	IP 34
Operating temperature	– 20 to + 60°C	0°C to + 60°C	– 20 to + 60°C
Battery type	Mignon AA	—	Mignon AA
Setting range for winds	10 – 65 km/h	—	—
Measurement range for brightness	—	—	50 – 100 kLux
Dimensions (WxHxD)	216 x 95 mm	50 x 100 x 41 mm	78 x 78 x 37/26 mm
Radio frequency	868.25 – 869.85 MHz	868.25 – 869.85 MHz	868.25 – 869.85 MHz





Wired controls – fast, easy, tried and tested



Awnings, heaters and lights can, of course, also be conveniently regulated using a Somfy wall switch. The advantage of this solution is that you not only avoid having to hunt around for misplaced hand transmitters, but there is also no need to change any batteries. A wall transmitter is quite simply available all of the time – having been used hundreds of thousands of times, it has proven itself over the years.



Control unit + Sensor Soliris Uno/IB



Soliris Smoove Uno/IB+



Ondeis rain sensor

Overview of wired controls

Systems	Functions	Connection
Smoove Uno/IB+ Pure Shine (individual control unit for motor)	<ul style="list-style-type: none"> • control unit and frame set in same colour as Pure Shine • control unit for manual control of a drive in combination with Soliris IB • innovative operation using touch keys • LED wind or rain alarm display • automatic sun control can be switched on/off • sturdy insertable frame for fast and easy installation • insertable frame can be fitted to patress box 	230 V
Ondeis 230V AC rain sensor	<ul style="list-style-type: none"> • capacitive sensor measures levels of rain and snowfall • can be combined with any control unit with an input for potential-free sensors, e.g. Soliris Uno, Soliris IB, Soliris Sensor RTS (see "RTS" section) with rain sensor connection • integrated self-regulating heating 	230 V




Smoove Uno IB+

Technical data	Smoove Uno IB+
Operating voltage	230 V AC
Operating temperature	0°C to +45°C
Ambient conditions	dry living space
IP code	IP 20
Protection class	II
Output voltage	230 V AC
Output current	3.15 A
Dimensions (WxHxD)	module with 80 x 80 x 41 mm frame

Ondeis rain sensor 230V AC

Technical data	Ondeis rain sensor
Operating voltage	100 – 230 V AC, 50/60 Hz
Operating temperature	–20°C to +60°C
IP code for housing	IP 44
Protection class	II
max. heating capacity	< 4 W
Dimensions (WxHxD)	115 x 85 x 100 mm



How the Uno cable system works

----- Control cable
 _____ 230 V cable



How the IB cable system works

----- Control cable
 _____ 230 V cable



Electric motor drives – powerful and invisible



Electric drive motors handle the infinitely variable opening and retracting of folding arm awnings, conservatory awnings and vertical sun protection. They are durable and require no maintenance. A number of models are available to cover specific requirements – depending on the manufacturer, they come with or without integrated remote receiver. The motor is always installed at weinor's factory prior to dispatch.

Drive motors for weinor awnings

weinor uses a variety of drive motors depending on the patio product in question. These come from Becker, Somfy or elero and are installed into

the roller tube by weinor. For installation purposes, they can be fitted with an adjustment cable, which can be ordered from weinor.

Somfy Orea 50/60 RTS electronic radio motor

Technical data	Orea 50 RTS							Orea 60 RTS				
	6/17	15/17	20/17	25/17	30/17	40/17	50/12	55/17	70/17	85/17	100/12	120/12
Nominal voltage/frequency	230 V/50 Hz											
Mark of conformity	VDE											
IP code	IP 44											
Nominal torque	6	15	20	25	30	40	50	55	70	85	100	120
Nominal speed (rpm)	17						12	17			12	
Power consumption (W)	90	140	160	170	240	270	240	290	350	400	350	400
Duty cycle (min.)	4											
Weight/mass (kg)	1.85	2.12	2.22	2.34	2.50	2.85	2.59	4.18	4.50	4.70	4.82	5.03
Number of cable strands	3											

Somfy Orea 50/60 WT electronic motor



Technical data	Orea 50 WT		Orea 60 WT				
	25/17	40/17	55/17	70/17	85/17	100/12	120/12
Nominal voltage/frequency	230 V/50 Hz						
Mark of conformity	VDE						
IP code	IP 44						
Nominal torque	25	40	55	70	85	100	120
Nominal speed (rpm)	17					12	
Power consumption (W)	170	270	290	350	400	350	400
Duty cycle (min.)	4						
Weight/mass (kg)	2.2	2.8	4.39	4.82	5.03	4.82	5.03
Number of cable strands	4						



Somfy Sunea

Somfy Sunea 50/60 io electronic, bidirectional radio motor

Technical data	Sunea 50 io				Sunea 60 io				
	25/17	30/17	40/17	50/12	55/17	70/17	85/17	100/12	120/12
Nominal voltage/frequency	230 V/50 Hz								
Mark of conformity	VDE								
IP code	IP 44								
Nominal torque	25	30	40	50	55	70	85	100	120
Nominal speed (rpm)	17			12	17			12	
Power consumption (W)	170	240	270	240	290	350	400	350	400
Duty cycle (min.)	4								
Weight/mass (kg)	2.2	2.55	2.8	2.59	4.18	4.50	4.7	4.82	5.03
Number of cable strands	3								
Max. number of programmable io remote transmitters and io sensors	9								

SunTop/RolTop electronic, bidirectional radio plug-in motor, compatible with BiConnect

Technical data	SunTop M			SunTop L	RolTop S
	20-868	40-868	50-868	80-868	12-868
Nominal voltage/frequency	230 V/50 Hz	230 V/50 Hz	230 V/50 Hz	230 V/50 Hz	230 V/50 Hz
Mark of conformity	CE, VDE, VDE EMC	CE, VDE, VDE EMC	CE, VDE, VDE EMC	CE	CE, VDE, VDE EMC
IP code	IP 44	IP 44	IP 44	IP 44	IP 44
Nominal torque (Nm)	20	40	50	80	12
Nominal current (A)	0.9	1.2	1.3	2	0.73
Nominal speed (rpm)	14	14	14	14	17
Power consumption (W)	200	270	300	470	168
Duty cycle (min.)	4	5	4	4	4
Weight/mass (kg)	2.2	2.6	3.1	3.6	1.3
Number of cable strands	4	4	4	4	4



SunTop M



Becker R12/17C PS(+) – R50/11C PS(+) tubular drive with electronic limit switch

Technical data	R12/17C PS(+)	R20/17C PS(+)	R30/17C PS(+)	R40/17C PS(+)	R50/11C PS(+)
Nominal voltage/frequency	230 V/50 Hz				
Mark of conformity	VDE				
IP code	IP 44				
Nominal torque	12	20	30	37	50
Nominal current (A)	0.50	0.75	0.90	1.18	1.10
Nominal speed (rpm)	17				11
Power consumption (W)	110	160	205	230	240
Operating mode	S2 4 min.				
Number of cable strands	4				
Cross-section of strand (mm ²)	0.75				

Becker L44/14C PS(+) – L120/11C PS(+) tubular drive with electronic limit switch

Technical data	L44/14C PS(+)	L50/17C PS(+)	L60/11C PS(+)	L80/11C PS(+)	L80/17C PS(+)	L120/11C PS(+)
Nominal voltage/frequency	230 V/50 Hz					
Mark of conformity	VDE					
IP code	IP 44					
Nominal torque	44	50	60	80		120
Nominal current (A)	1.2	1.40	1.2	1.40	2.10	1.9
Nominal speed (rpm)	14	17	11	11	17	
Power consumption (W)	255	315	265	310	470	435
Operating mode	S2 4 min.					
Number of cable strands	4					
Cross-section of strand (mm ²)	0.75					

(+) Increased locking force at upper end position. This ensures that the cassette always closes properly and that no damage is caused to the fabric.



Becker R20/17C SEB – R50/11C SEB tubular drive with electronic limit switch

Technical data	R20/17C SEB	R40/17C SEB	R50/11C SEB
Nominal voltage/frequency	230 V/50 Hz		
Mark of conformity	VDE		
IP code	IP 44		
Nominal torque	20	37	50
Nominal current (A)	0.75	1.18	1.10
Nominal speed (rpm)	17	17	11
Power consumption (W)	160	230	240
Operating mode	S2 4 min.		
Number of cable strands	4		
Cross-section of strand (mm ²)	0.75		

Becker P9/16PS tubular drive with electronic torque limiter

Technical data	P9/16PS
Nominal voltage/frequency	230 V/50 Hz
Mark of conformity	VDE
IP code	IP 44
Nominal torque	9
Nominal current (A)	0.47
Nominal speed (rpm)	16
Power consumption (W)	110
Operating mode	S2 4 min.
Number of cable strands	4
Cross-section of strand (mm ²)	0.75

Examples of adaptors

Subject to technical modifications by the manufacturer.



Adaptor for Opti grooved shaft (e.g. Zenara)



Universal adapter (e.g. Semina, WGM 2030)



Gear drive – fundamentally simple and inexpensive



weinor gear drives are simple, stable and permanently installed. This inexpensive solution for operating awnings can be used at any time. Although a gear drive does not offer the same full operating convenience of other solutions, it is exceptionally reliable: when combined, a gear handle and gear drive are highly effective. The inconspicuous gear handle blends in with the overall look of the product, is removable and can be hung using a clip. It is available in standard lengths of between 80 and 280 cm.



Geiger gearbox
Geiger 412F5.. Standard



Geiger gearbox
Geiger 412F5.. reinforced

Freewheel gear with infinitely adjustable end positions

weinor uses two different Geiger freewheel gears in the main drive depending on the awning's projection and width*:

- Geiger 412F5.. Standard and
- Geiger 412F5.. reinforced

* Use subject to change.

Exceptions:

- Topas without roof (Geiger bevel gear 411F..)
- Valance Plus drives (Geiger worm gear 414F.. 3:1)

Systems	Geiger 412F5.. Standard	Geiger 412F5.. reinforced
Functions	<ul style="list-style-type: none"> • integrated end stop system • freewheel when open 	<ul style="list-style-type: none"> • used on larger-sized awnings

Technical data	Geiger 412F5.. Standard	Geiger 412F5.. reinforced
Reduction ratio	4.4:1	4.4:1
Efficiency	0.61	0.61

Colours	White	Black	Grey	Galvanised
Gear drive	●	●	●	●
Gear handle	●	●	●	

i How the freewheel system works

Once the end position has been reached, an innovative freewheel system triggers an acoustic alarm. This tells the user that the end position has been reached and that the awning cannot open any further. The awnings system is thus protected

from operating error, and there is no risk of the gear drive being damaged. The awning's end position can be adjusted at any time using the integrated end stop system. The end position can only be amended by loosening the Allen screw, which can

be accessed from the outside. There is no need to dismantle the gear drive or awning roller. This saves employees time when amending the end position.



Geiger bevel gear

Geiger worm gear

Gear without free wheel

Systems	Geiger bevel gear 412F7..	Geiger worm gear 414F..
Functions	<ul style="list-style-type: none"> • without free wheel • fast and smooth-running • is inserted directly into the roller tube (on Topas without roof) 	<ul style="list-style-type: none"> • without free wheel • maximum performance with minimal gear size • is inserted directly into the roller tube

Technical data	Geiger bevel gear 412F7.. (Topas without roof)	Geiger bevel gear 411F.. (Sottezza/Sottezza II)	Geiger worm gear 414F.. (Valance Plus)
Reduction ratio	4.4:1	7.8:1	3:1
Efficiency	0.6	0.5	0.4



Energy-saving LED technology in a timelessly lovely design





weinor LED light bars add that special touch to any patio: their warm glow creates attractive lighting while allowing the patio to be used for much longer. Based on modern LED technology, the innovative light bars can save a great deal of energy. What is more, the light-emitting diodes have a long lifetime of some 30,000 hours, also helping to save resources. weinor LED light bars can be operated and even dimmed using BiConnect radio technology.



LED light bar versions

- standard
- optional
- unavailable

	LED light bar	LED Design light bar	LED Design light bar 3Spot
			
Technology			
Max. width	650 cm	650 cm	650 cm
Max. no. of spotlights	11	11	3
Bar size (W x H)	75 x 89 mm	80 x 51 mm	80 x 51 mm
Power consumption	2.6 watts LED lights	2.6 watts LED lights	2.6 watts LED lights
Installation options	wall and ceiling installation or straight on the product		only available for Terrazza roof beam
Design			
47 standard frame colours	●	●	●
Over 150 other RAL colours	○	○	○
9 trend colours	●	●	●
Other structural colours	○	○	○
Controls			
Remote control	○ see page 7, LED light bars will only dim if used with BiConnect		
Cabling	230 volts, 6.5 m power cable with IP 44 Schuko safety plug (cable in white)		
Accessories/attachment			
Attachment	standard: wall installation optionally: additional ceiling installation set with angle bracket	standard: ceiling installation or mounting on the Terrazza roof support optionally: set of adjustable brackets for mounting on a wall	standard: mounting on the Terrazza roof support
Cabling accessories		standard: connection lead 3.2 m for 2 light bars optionally: 2.5 m cable track with adhesive tape	standard: connection lead 2.5 m for 2 light bars and/or 2 x 2.5 m for 3 light bars optionally: 2.5 m cable track with adhesive tape



LED light bars – 30,000 hours of lighting with minimal energy consumption

With their timelessly lovely design, the weinor light bars match more than just weinor products:

- made in Germany: developed by weinor, guaranteeing quality and spare parts availability
- individual LED lights can easily be replaced

- operating life of 30,000 hours
- energy-saving: 85% lower energy consumption than halogen lighting
- infinitely dimmable when used with BiConnect radio control

Save on operating costs with LEDs: positive result in terms of performance and consumption



Save with every single LED spotlight:

- As much light as a 20-watt halogen spotlight but uses 85% less energy.
- weinor's 2.6-watt LED lamps produce 187 lumen (lm) of light.
- A 20-watt halogen spotlight produces 200 lm of light using 7 times as much energy.

Save even more on a width of 6.5 m:

- With its 11 LED spotlights, the weinor LED bar delivers 2,057 lm of light in all.
- By comparison, the conventional weinor halogen light bar has 7 spotlights and delivers 1,400 lm of light in all.
- That makes about 50% more light for the same price.


Size and number of LED lamps (LED and LED Design light bars)

Width of light bar	Number of separate LED spotlights
150 – 164 cm	2
165 – 219 cm	3
220 – 274 cm	4
275 – 329 cm	5
330 – 384 cm	6

Width of awning	Number of separate LED spotlights
385 – 439 cm	7
440 – 494 cm	8
495 – 549 cm	9
550 – 604 cm	10
605 – 650 cm	11

The LED spotlights in the light bars are generally positioned symmetrically. In the case of multi-section

units, the spacing at the section joints may be irregular.

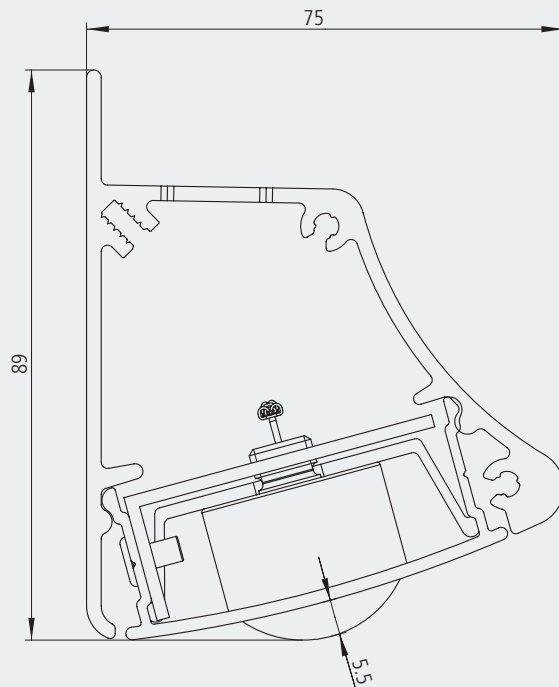


Left: defective spotlight

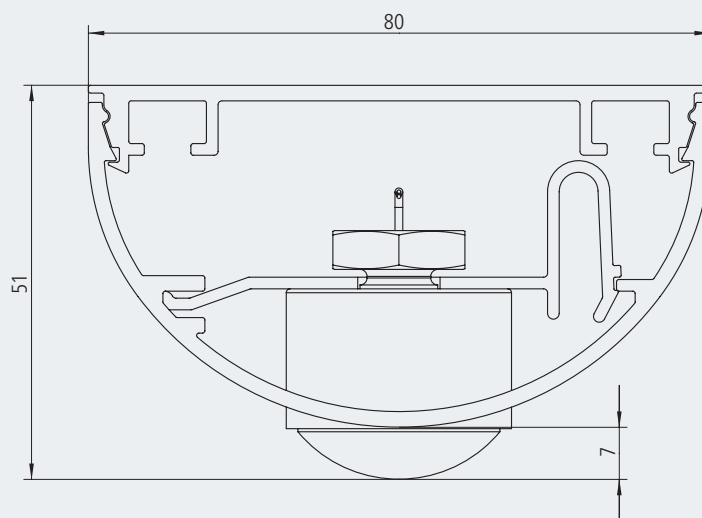
LED spotlight failure display

Patent-pending failure display for LED spotlight: a defective spotlight is displayed as a red light. The other spotlights light up as before.

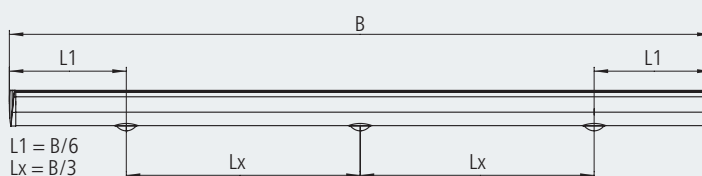
Cross-section of LED light bar



Cross-section of LED Design light bar/3Spot



LED Design 3Spot: position of LED spots



- No LED Design 3Spots shorter than 1640 mm possible.
- An LED Design 3Spot light bar always comprises 3 LED spotlights. No more than 3 light bars can be combined to make one installation.
- Several installations will need to be used if more light bars are required.
- For one lightbar set there is only one remote receiver needed.

Tempura patio heating – small heater, big output



The weinor Tempura heating system provides pleasant heat quickly on the patio. It can be attached anywhere, is easy to retrofit and gives off cosy warmth in the evenings and during the cooler months. The infrared rays can be felt as soon as it is switched on. It does not take a long time to heat up, like with other heating systems (e.g. medium wave heaters or dark radiators). When operated using the BiConnect remote control from weinor, the Tempura's heating output can be finely dimmed continuously. The angle of pitch can be adjusted at any time as required for a targeted pleasant temperature.

The Tempura is available in 2 versions: the Tempura in classic round look and now the totally new Tempura Quadra in modern square design.



Premium quality
made in Germany



Tempura and Tempura Quadra are developed and made in Germany. The weinor powder coating ensures top quality and a huge range of colours.



Tempura heating system – 2 versions for every style of living

2 versions are available to suit your personal taste: the classic Tempura in round look and the new Tempura Quadra in square design.

The compact heating systems can be subtly integrated into any architectural and interior design style.



Energy-saving infrared heat instantly after switching it on

The heating system's warming infrared rays can be felt instantly after it is switched on. It does not take a long time to heat up, like with other heating systems (e.g. medium wave heaters). In the Tempura Quadra new infrared tubes even filter up to

99% of the visible rays of light. The Tempura's heating output can be finely dimmed in combination with the BiConnect remote control. Note: It is possible that tension sounds may be heard when switching it on and off.



Tilting housing – easy to mount

The heating system's housing can be tilted up and down continuously. The heat can therefore be directed to just the right spot. The Tempura and Tempura Quadra can be mounted to any wall using the universal bracket.

The Tempura Quadra can be mounted directly onto the weinor Opal Design II awning and the round Tempura can also be mounted onto the weinor Semina Life awning using a special bracket.




Tempura Quadra

Housing the remote components

While the remote receivers are housed in the design bar with the Tempura Universal, they can be integrated into the base with the Tempura Quadra Universal.



Tempura Universal



Protection against overheating and splash-proof

The Tempura is designed for use outdoors. Protection against spray water, e.g. a glass panel, is not required. TÜV certified, protection class 1, protection category IP24.

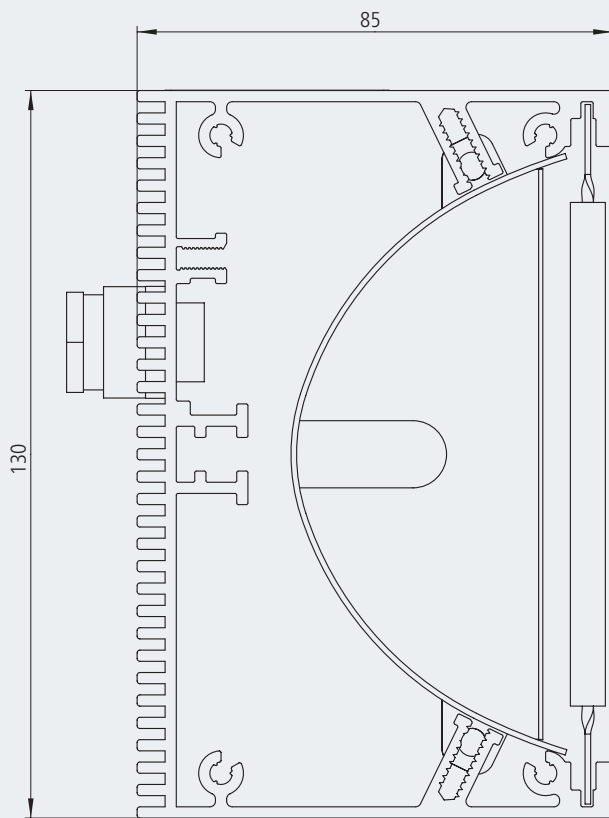


Overview of Tempura Quadra/Tempura patio heating

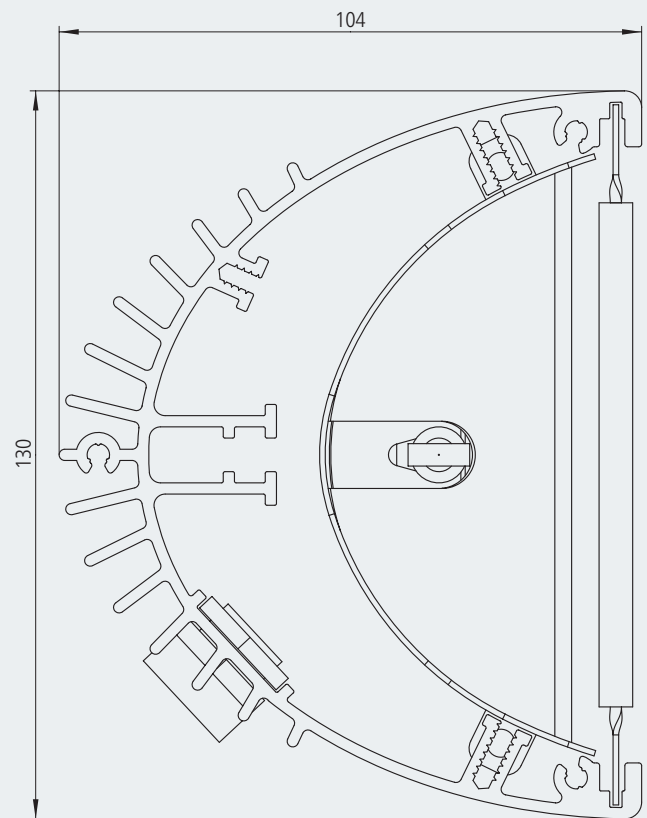
	Tempura Quadra patio heating	Tempura patio heating
Technology		
Dimensions (width x height x depth)	40.5 cm x 13 cm x 17 cm; 40.5 cm x 13 cm x 9 (for Opal Design II)	46 cm x 13 cm x 11 cm
Output/power consumption	230 Volt, 50 Hertz, 1,500 Watt	230 Volt, 50 Hertz, 1,500 Watt
Weight	4.4 kg (Universal); 3 kg (for Opal Design II)	2.6 kg
Tilt radius		
Universal wall mounting	40°	40°
Roof/ceiling mount (swivels in both directions)	65°	70°
Fitting for Opal Design II	15°	40°
Fitting for Semina Life	—	15°
Installation options		
Universal installation on walls and ceilings	●	●
Brackets for fitting for Opal Design II	●	●
Brackets for fitting for Semina Life	—	●
Design		
47 standard frame colours	●	●
Over 150 other RAL colours	○	○
9 trend colours	●	●
Other structural colours	○	○
Controls		
Remote control	○ see overview on page 7	○ see overview on page 7
Hard wired control (to existing wall switch on site)	●	●
Cabling	0.4 m silicone lead, Hirschmann coupling and 1.5 m lead with plug (not suitable for continuous operation)	
Quality		
	Made in Germany	
	TÜV-tested security (GS mark) IP Code 24 (splash protection) protection rating I	

- standard
- optional
- unavailable

Sectional drawing of Tempura Quadra/Tempura

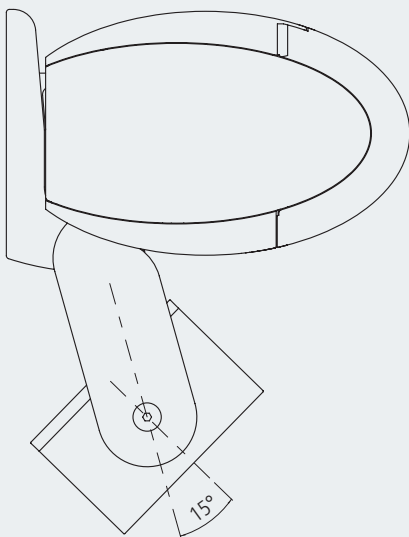


Tempura Quadra

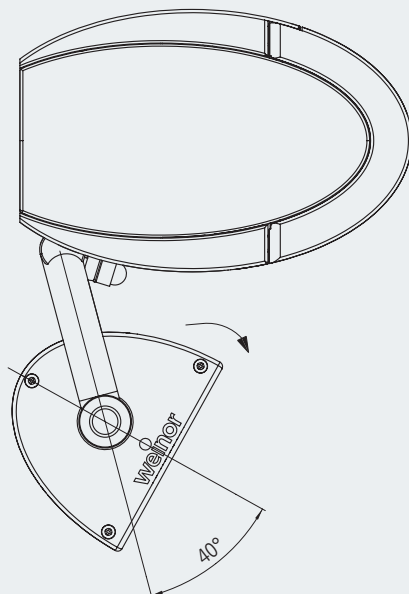


Tempura

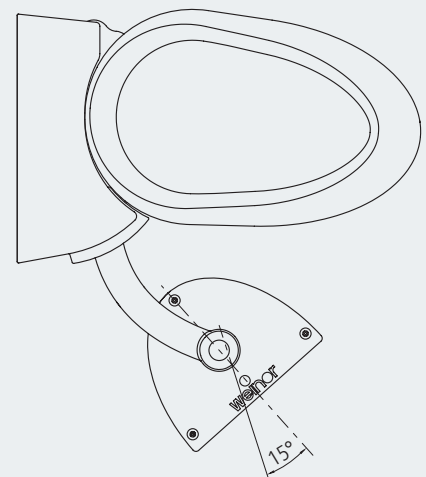
Attachment using special bracket



When attached to an Opal Design II, the Tempura Quadra can be swivelled 15°.

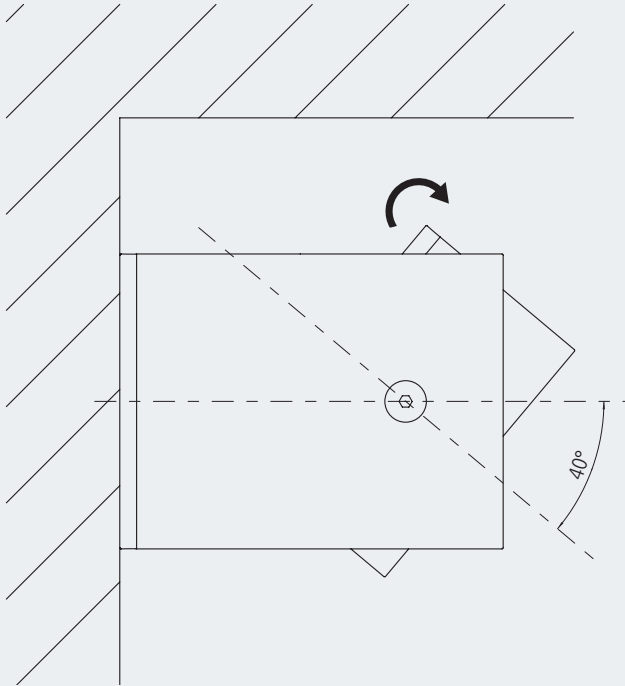


When attached to an Opal Design II, the Tempura can be swivelled 40°.

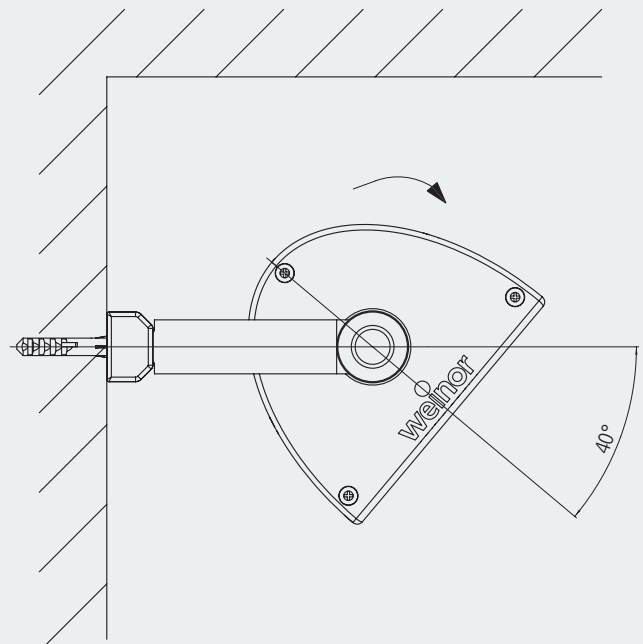


When attached to a Semina Life, the Tempura Quadra can be swivelled 15°.

Tempura Quadra/Tempura wall mounting

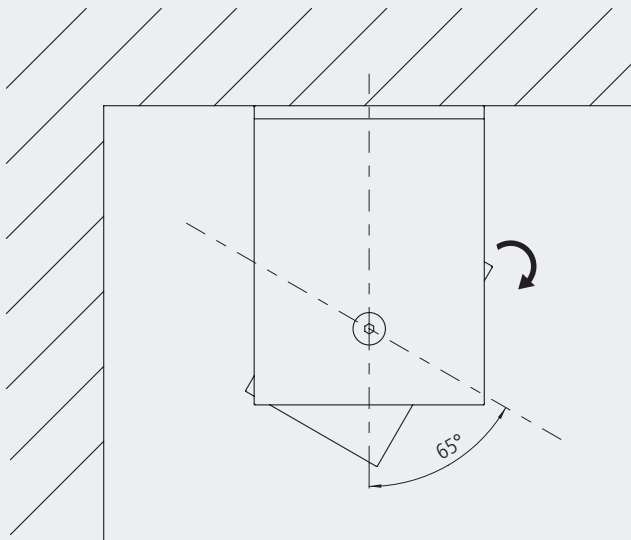


When installed on a wall the Tempura Quadra can be swivelled at any angle up to 40°.

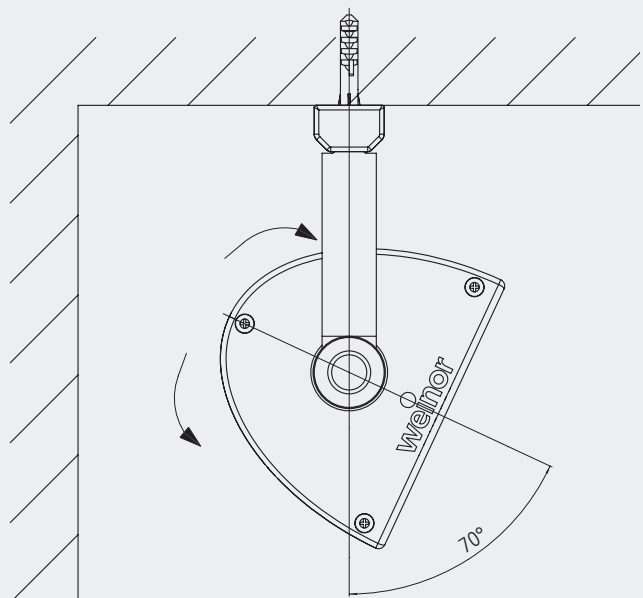


When installed on a wall the Tempura can be swivelled at any angle up to 40°.

Tempura Quadra/Tempura ceiling mounting



When installed on a ceiling the Tempura Quadra can be swivelled at any angle up to 65°.



When installed on a ceiling the Tempura can be swivelled at any angle up to 70°.



Identical colours – for a perfect match

As weinor does all the powder coating in its own workshop, you can also rest assured that different products come with the same top-class colour tonality and identical gloss level.

Choose from an abundance of high-quality fabrics:

- 47 standard RAL frame colours, silk gloss
- 9 scratchproof, resistant trend colours with a textured look
- over 150 special RAL colours

47 standard frame colours

RAL 1002 Sandy yellow	RAL 1003 Signal yellow	RAL 1014 Ivory	RAL 1015 Light ivory	RAL 1023 Traffic yellow	RAL 1034 Pastel yellow	RAL 2000 Yellow orange	RAL 2002 Vermillion	RAL 2011 Deep orange
RAL 3002 Carmine red	RAL 3004 Magenta red	RAL 3007 Black red	RAL 4005 Blue lilac	RAL 4006 Traffic purple	RAL 5005 Signal blue	RAL 5009 Azure blue	RAL 5014 Pigeon blue	RAL 5021 Water blue
RAL 5022 Night blue	RAL 5024 Pastel blue	RAL 6005 Moss green	RAL 6009 Fir green	RAL 6011 Reseda green	RAL 6012 Black green	RAL 7015 Slate grey	RAL 7016 Anthracite grey	RAL 7021 Black grey
RAL 7030 Stone grey	RAL 7032 Pebble grey	RAL 7035 Light grey	RAL 7039 Quartz grey	RAL 7040 Window grey	weinor 7319 weinor grey	RAL 8001 Ochre brown	RAL 8003 Clay brown	RAL 8014 Sepia brown
RAL 8016 Mahogany brown	RAL 8017 Chocolate brown	RAL 8019 Grey brown	RAL 8022 Black brown	weinor 8077 weinor dark brown	RAL 9001 Cream	RAL 9005 Jet black	RAL 9006 White aluminium	RAL 9007 Grey aluminium
RAL 9010 Pure white	RAL 9016 Traffic white							

9 trend colours

WT 29/10797 Approx. RAL 9010	WT 29/50704 Approx. RAL 6009 metallic	WT 29/60740 Chestnut 04 metallic	WT 29/70786 Sparkling iron effect	WT 29/71289 Approx. RAL 7016	WT 29/80077 Approx. DB 703 metallic	WT 29/80081 Iron glimmer effect P 7	WT 29/90146 Approx. RAL 9006 metallic	WT 29/90147 Approx. RAL 9007 metallic

weinor is an eco-friendly company. To ensure compliance with high environmental standards, manufacturing processes and materials undergo regular testing by experts.

As a result of the ban on the use of heavy metals in powder coatings, paint manufacturers can no longer guarantee colour stability despite making every effort to do so. It therefore cannot be excluded that colours in general, and Fire Red (RAL 3000) in particular, may fade with time. For technical reasons, the colours may appear significantly different when printed.

Awnings




Awning



Awning with Valance Plus and Tempura



Awning with Valance Plus and Paravento



Premium quality
Made in Germany

Pergola awnings



Pergola awning
PergoTex II
and Tempura



Pergola awning
Plaza Home
and Paravento



Pergola awning
Plaza Pro with Paravento
and VertiTex

Customised, systemised solutions

Patio roof and Glasoase®



Glasoase® with
conservatory awning and
all-glass elements



Patio roof with
SUPER LITE fixed glazing



Terrazza patio roof with
Sottezza II sun protection

Patent no			
994221	1936061	2383402	EP1936105
1206609	1936062	2458107	EP2136214
1382770	2009192	2631386	EP3048213B1
1522650	2072709	3054063	EP3054063B1
1541776	2136013	EP0916781	
1564364	2199484	EP0959195	
1835089	2202376	EP1310609	

Last revised: 08/2017

The current issue can be found at www.weinor.de/fachpartner/service/downloadcenter